



Contents

- Introduction
- Why equal pay and the gender pay gap are not the same
- Our results – based on hourly rates
- Our results - bonus
- Our results – quartiles
- Our actions
- Declaration

At **Lantmännen Unibake UK** we believe in job opportunities for everyone regardless of gender.

Our focus is to build a diverse and gender balanced workforce which reflects the customers and communities we serve and ensures our people can be their best selves at work.

As a company we are committed to addressing gender representation and supporting women in the workplace.



Introduction

We value our people and the contribution they make. We pay them fairly for the work they do and we are committed to fostering a working environment where there are equal opportunities for all our people so they can fulfil their potential and contribute to our business success, irrespective of their gender.

Under legislation that came into force in April 2017, UK employers with more than 250 employees are required to publish their gender pay gap. The regulations are intended to encourage employers to take informed action to close their gender pay gaps where one exists.

This report reflects the calculations required under this UK legislation for Lantmännen Unibake UK.

Lantmännen Unibake UK welcomes and supports this pay gap reporting across the public and private sector and has long been committed to equal opportunities. We continue to make gender irrelevant decisions on pay. We remunerate and reward our people based on performance and contribution, regardless of gender.

Companies must report the following:

- Mean and median gender pay gap in hourly pay
- Mean and median bonus gender pay gap
- Proportion of men and women who receive a bonus
- Distribution of men and women across pay quartiles


Mean vs. median

Gender Pay Gap reporting regulations specifically require both the median and mean to be reported. These metrics are complementary, and illustrate different aspects of the distribution of pay across an organisation. The median is a statistic commonly used in analysing both internal pay tendency and external market norms, because it looks at the central tendency of the market or sample, showing the middle-most salary of a sample.

Calculating the median involves taking all salaries in a sample, lining them up in order from lowest to highest, and picking the middle-most salary.


The mean is the overall average of the whole sample and thus can be subject to the influences of any extremely high or low salaries at the top or bottom of the sample. In other words, the mean is more subject to skewing by a small number of outliers.

Why equal pay and the gender pay gap are not the same



Equal pay

Is whether a man and woman performing the same work, at the same level, in the same organisation receive the same pay.



The gender pay gap

Shows the pay gap between the earnings for both men and women across an organisation.



National average

The UK national mean gender pay gap is **15.4%** in 2021*

*Office of National Statistics 2021

Nationally, one of the main reasons for the gender pay gap is more men are likely to hold senior positions.



Lantmännen Unibake UK

On the day the snapshot was taken (5 April 2021) our workforce was 72% men and 28% women. The Lantmännen Unibake UK workforce consists of significantly more men than women. This profile reflects the nature of our sector.



Our results – based on hourly rates

Gender pay gap based on hourly rates (5 April 2021)

5.9%

This figure indicates the **mean** (average) hourly pay of women is 5.9% less than men.

-1.2%

This figure indicates the **median** (mid-point) hourly pay for men is 1.2% less than for women.

What does our data tell us?

The analysis of our data tells us that our average gender pay gap is not the same as the current UK national average.

Our mean gender pay gap is 5.9%, this is far lower than the UK average of 15.4% as demonstrated by the [Office for National Statistics](#).

We employ more men than women in our manufacturing operations where most pay rates are lower, and a negative 1.2% median difference reflects this.

We are committed to increasing the number of female employees in our more senior roles, to ensure our leadership and management teams are truly reflective of our local communities,



Our results - bonus

**Mean
bonus gap**

45.1%

**Median
bonus gap**

0%

Proportion of employees who receive a bonus

Total men 361 – bonus paid to 48
19 of these were for long service awards

Total women 137 – bonus paid to 16
2 of these were for long service awards

Bonus gender pay gap

These figures show the mean (average) and median (mid-point) bonus pay gap.

Mean – this figure is due to having significantly more men than women receive long service awards and senior management bonuses and we have fewer women than men in the most senior positions within our business.

Median – the median, or mid point of the bonus pay gap is 0, this means there is no difference between men and women's bonus pay at mid point of the scale.



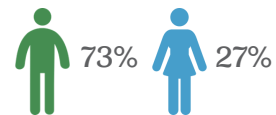
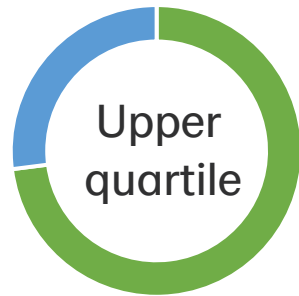
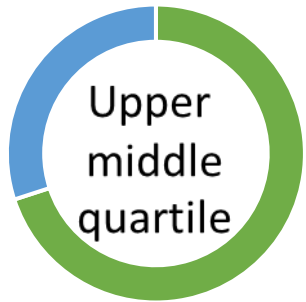
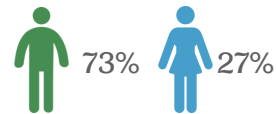
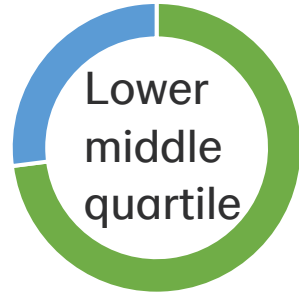
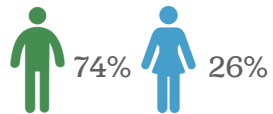
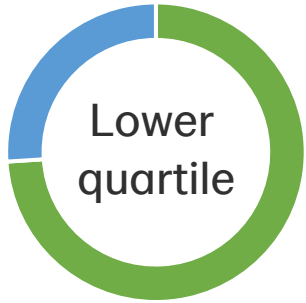
13%



12%




Our results – quartiles



What does our data tell us?

There is a significantly greater proportion of male employees across all levels of our UK business and this is a direct reflection of the nature of our business and the sector in which we operate.



Quartiles represent the pay rates from the lowest to the highest for our employees, split into four equal sized groups. These graphs show the percentage of men and women in each quartile.



Our actions

A key part of our company strategy is to attract, motivate, develop and retain the best talent.

Diversity is incredibly important to us at Lantmännen Unibake UK and we're equally proud to continue to embrace diversity within our business.

Our manufacturing operations workforce has a greater proportion of men which reflects the nature of our sector. We have long been committed to equal opportunities and continue to make gender irrelevant on our decisions on recruitment and pay. We remunerate and reward our people based on performance and contribution, regardless of gender.

We offer family friendly policies that include:

- enhanced maternity / paternity pay
- flexible and agile working options
- and we support part-time working

We continue to monitor this.

How do we compare with other businesses?

Every company is different, so direct comparisons are hard to make.

Our gender pay gap (using the median figure) is -1.2% while data released by the Office for National Statistics shows that the national gender pay gap for all employees is 15.4%.



Declaration

We hereby confirm that the information and data set out in this report, as required under the Equality Act 2010 (Gender Pay Gap Information) Regulations 2017, is accurate.



Ian Powell

HR Director

Lantmännen Unibake UK

25 March 2022



Tim Robinson

Managing Director

Lantmännen Unibake UK

25 March 2022

